
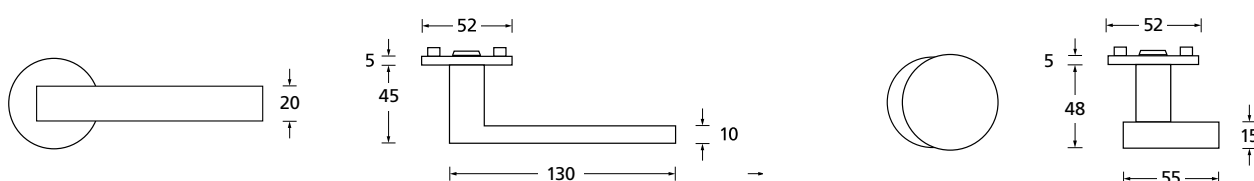


Shape **1040** Stainless steel matt on round rosette
Ball bearing technology **pullbloc®**

Colibri®
Innovation in your hand

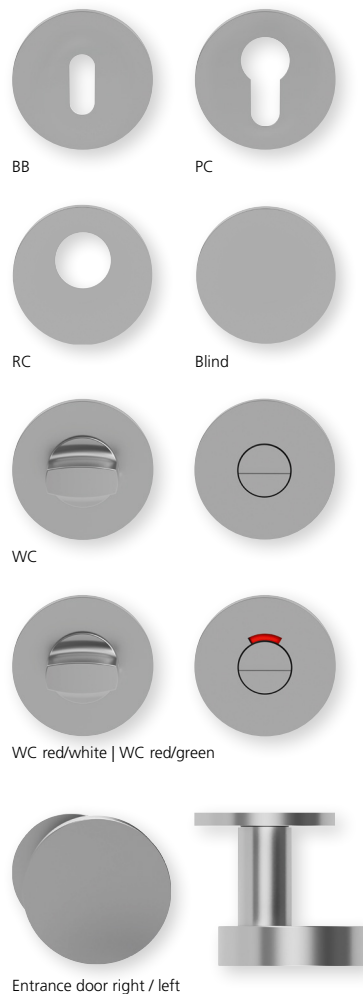


Technical drawing



Shape **1040** Stainless steel matt on round rosette

Ball bearing technology **pullbloc®**



Without key rosettes - Set
BB - Set
Blind - Set
PC - Set
RC - Set
WC - Set
WC red/white - Set
WC red/green - Set
Entrance door PC right/left
Entrance door RC right/left

PBU-RM10400S
PBU-RM10400
PBU-RM10401
PBU-RM10402
PBU-RM10408
PBU-RM10403
PBU-RM104031
PBU-RM104032
PBU-RM104053/63
PBU-RM1040853/863

Technology:

Material: Stainless steel 304 to AISI standard
Surface: Stainless steel matt
Door thickness:: 38 - 42 mm
Square dimension:: 8 mm square pin (8.5 mm spacer sleeve)
Technology: Ball bearing technology, Maintenance-free ball bearing made of hardened chrome steel, 2 spring steel compression springs on both sides, 30-year functional warranty
Use category: : DIN EN 1906 Use category 4
Classification: **4 | 7 | - | 0 | 0 | 4 | 0 | B**

