
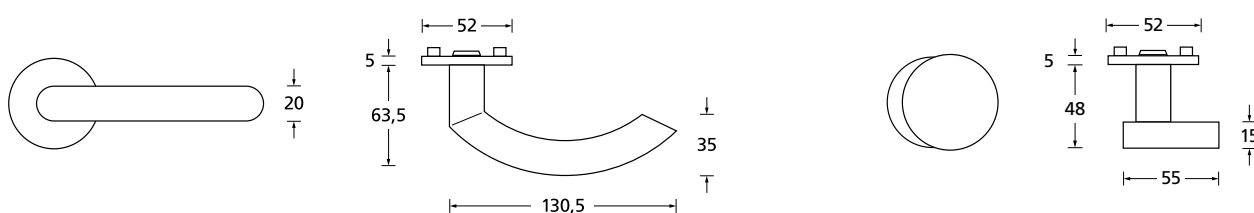


Shape **1085** Stainless steel matt on round rosette
Ball bearing technology **pullbloc®**

Colibri®
Innovation in your hand



Technical drawing

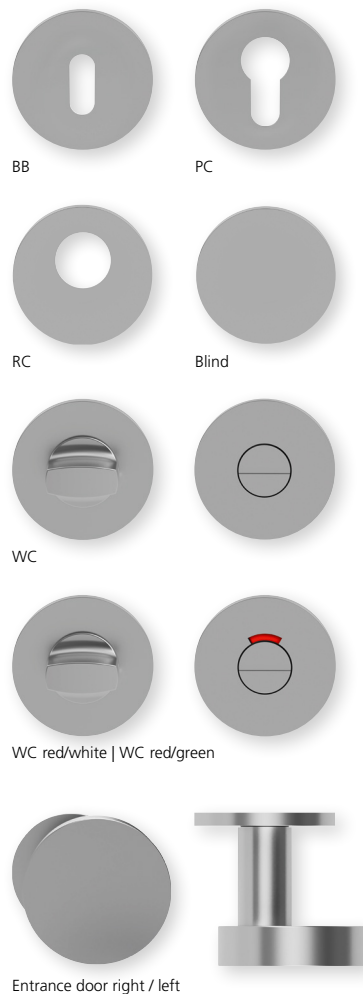


All dimensions stated above are subject to the usual commercial tolerances and we reserve the right to make technical and design changes to the products stated above.

Status: Apr. 2025

Shape **1085** Stainless steel matt on round rosette

Ball bearing technology **pullbloc®**



Without key rosettes - Set
BB - Set
Blind - Set
PC - Set
RC - Set
WC - Set
WC red/white - Set
WC red/green - Set
Entrance door PC right/left
Entrance door RC right/left

PBU-RM10850S
PBU-RM10850
PBU-RM10851
PBU-RM10852
PBU-RM10858
PBU-RM10853
PBU-RM108531
PBU-RM108532
PBU-RM108553/63
PBU-RM1085853/863

Technology:

Material:	Stainless steel 304 to AISI standard
Surface:	Stainless steel matt
Door thickness::	38 - 42 mm
Square dimension::	8 mm square pin (8.5 mm spacer sleeve)
Technology:	Ball bearing technology, Maintenance-free ball bearing made of hardened chrome steel, 2 spring steel compression springs on both sides, 30-year functional warranty
Use category: :	DIN EN 1906 Use category 4 Classification: 4 7 - 0 0 4 0 B

