
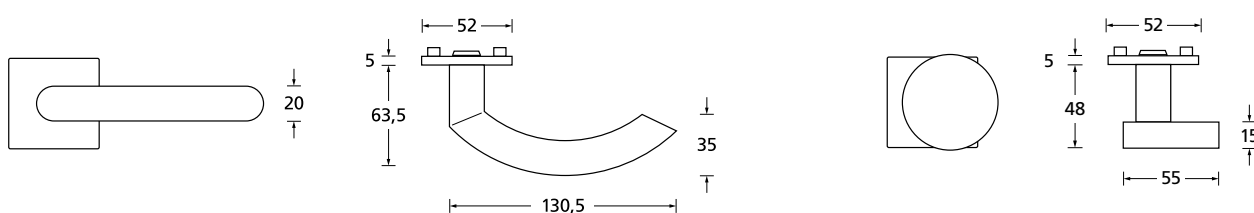


Shape **1085** Stainless steel matt on square rosette  
Ball bearing technology **pullbloc®**

**Colibri®**  
Innovation in your hand



## Technical drawing




All dimensions stated above are subject to the usual commercial tolerances and we reserve the right to make technical and design changes to the products stated above.

Status: Apr. 2025

# Shape **1085** Stainless steel matt on square rosette

## Ball bearing technology **pullbloc®**



Without key rosettes - Set  
BB - Set  
Blind - Set  
PC - Set  
RC - Set  
WC - Set  
WC red/white - Set  
WC red/green - Set  
Entrance door PC right/left  
Entrance door RC right/left

PBU-QM10850S  
PBU-QM10850  
PBU-QM10851  
PBU-QM10852  
PBU-QM10858  
PBU-QM10853  
PBU-QM108531  
PBU-QM108532  
PBU-QM108553/63  
PBU-QM1085853/863

## Technology:

<b>Material:</b>	Stainless steel 304 to AISI standard
<b>Surface:</b>	Stainless steel matt
<b>Door thickness::</b>	38 - 42 mm
<b>Square dimension::</b>	8 mm square pin (8.5 mm spacer sleeve)
<b>Technology:</b>	Ball bearing technology, Maintenance-free ball bearing made of hardened chrome steel, 2 spring steel compression springs on both sides, 30-year functional warranty
<b>Use category: :</b>	DIN EN 1906 Use category 4 Classification: <b>4   7   -   0   0   4   0   B</b>

