
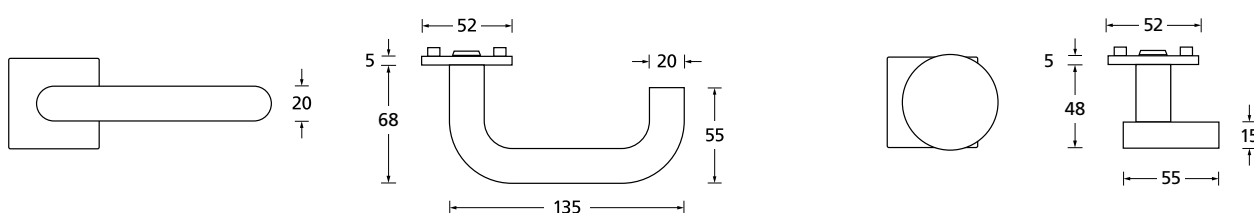


Shape **1104** Stainless steel matt on square rosette  
Ball bearing technology **pullbloc®**

**Colibri®**  
Innovation in your hand



## Technical drawing




All dimensions stated above are subject to the usual commercial tolerances and we reserve the right to make technical and design changes to the products stated above.

Status: Apr. 2025

# Shape **1104** Stainless steel matt on square rosette

Ball bearing technology **pullbloc®**



Without key rosettes - Set  
BB - Set  
Blind - Set  
PC - Set  
RC - Set  
WC - Set  
WC red/white - Set  
WC red/green - Set  
Entrance door PC right/left  
Entrance door RC right/left

PBU-QM11040S  
PBU-QM11040  
PBU-QM11041  
PBU-QM11042  
PBU-QM11048  
PBU-QM11043  
PBU-QM110431  
PBU-QM110432  
PBU-QM110453/63  
PBU-QM1104853/863

## Technology:

**Material:** Stainless steel 304 to AISI standard  
**Surface:** Stainless steel matt  
**Door thickness::** 38 - 42 mm  
**Square dimension::** 8 mm square pin (8.5 mm spacer sleeve)  
**Technology:** Ball bearing technology, Maintenance-free ball bearing made of hardened chrome steel, 2 spring steel compression springs on both sides, 30-year functional warranty  
**Use category: :** DIN EN 1906 Use category 4  
Classification: **4 | 7 | - | 0 | 0 | 4 | 0 | B**

