
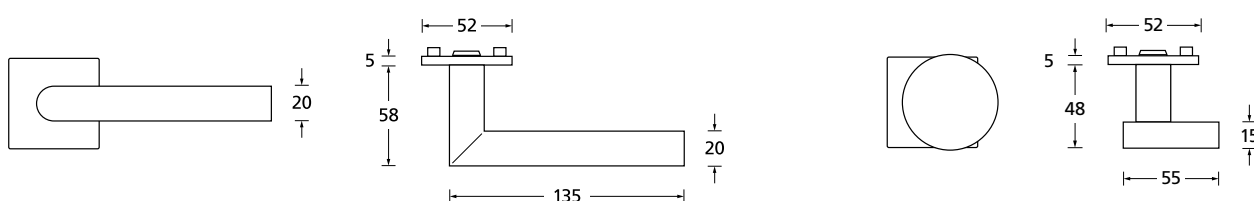


Shape **1106** Stainless steel matt on square rosette
Ball bearing technology **pullbloc®**

Colibri®
Innovation in your hand




Technical drawing



Shape **1106** Stainless steel matt on square rosette

Ball bearing technology **pullbloc®**



Without key rosettes - Set
BB - Set
Blind - Set
PC - Set
RC - Set
WC - Set
WC red/white - Set
WC red/green - Set
Entrance door PC right/left
Entrance door RC right/left

PBU-QM11060S
PBU-QM11060
PBU-QM11061
PBU-QM11062
PBU-QM11068
PBU-QM11063
PBU-QM110631
PBU-QM110632
PBU-QM110653/63
PBU-QM1106853/863

Technology:

Material:	Stainless steel 304 to AISI standard
Surface:	Stainless steel matt
Door thickness::	38 - 42 mm
Square dimension::	8 mm square pin (8.5 mm spacer sleeve)
Technology:	Ball bearing technology, Maintenance-free ball bearing made of hardened chrome steel, 2 spring steel compression springs on both sides, 30-year functional warranty
Use category: :	DIN EN 1906 Use category 4 Classification: 4 7 - 0 0 4 0 B

