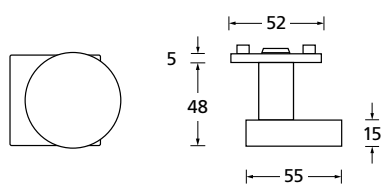


Shape **1654** Black satin on square rosette
smartbloc®

Colibri®
Keyless living



Technical drawing



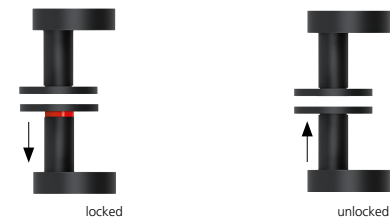
All dimensions stated above are subject to the usual commercial tolerances and we reserve the right to make technical and design changes to the products stated above.

Status: Juni 2025

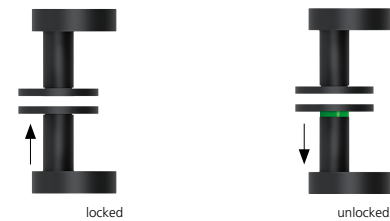
Shape **1654** Black satin on square rosette smartbloc®

Colibri®
Keyless living

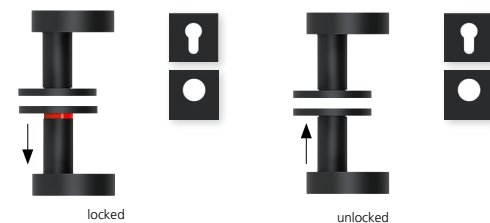
Hidden hero for interior doors



Hidden hero for WC and bathroom doors



Hidden hero for apartment entrance doors with PC / RC rosette



Interior DIN R
Interior DIN L
WC DIN R
WC DIN L
Entrance door PC DIN R
Entrance door PC DIN L
Entrance door RC DIN R
Entrance door RC DIN L

SMB-QBS16544-R
SMB-QBS16544-L
SMB-QBS16543-R
SMB-QBS16543-L
SMB-QBS165454-R
SMB-QBS165454-L
SMB-QBS1654854-R
SMB-QBS1654854-L

Technology:

Material: Stainless steel 304 to AISI standard
Surface: Black satin
Door thickness: 38 - 42 mm
Square dimension: 8 mm square pin (8.5 mm spacer sleeve)
Use category: DIN EN 1906 Use category 3
Classification: **3 | 7 | - | 0 | 0 | 5 | 0 | B**

